



YOU MAY BE RIGHT,  
PYTHAGORAS, BUT  
EVERYBODY'S GOING TO  
LAUGH IF YOU CALL IT  
A "HYPOTENUSE!"

© 1985 BOB THAVES 5-15



# PSAE Mathematics

## Performance Levels 2002

Stagg	6%	31%	52%	11%
District	5%	28%	56%	11%
State	10%	36%	45%	8%

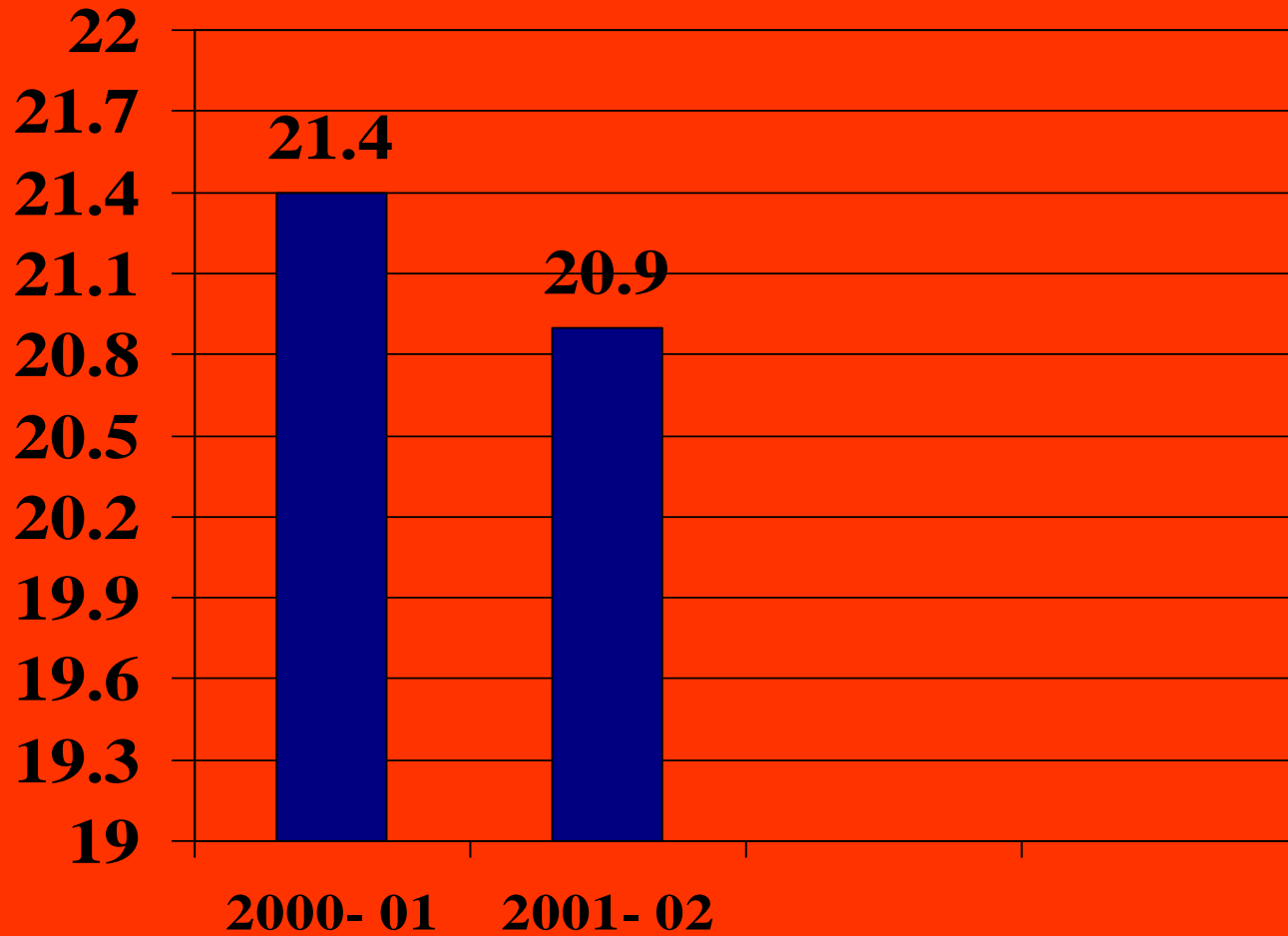
# ISAT and PSAE

## Longitudinal Data

### Percent Meeting Standards

1997-98	1998-99	1999-00	2000-01	2001-02
ISAT	ISAT	ISAT	PSAE	PSAE
92%	62%	68%	66%	63%

**PSAE ACT**



# **PSAE ACT RESULTS**

**2001-2002**

# PSAE 2002

## Junior High Results

**179 Students Below Standards or Academic Warning**

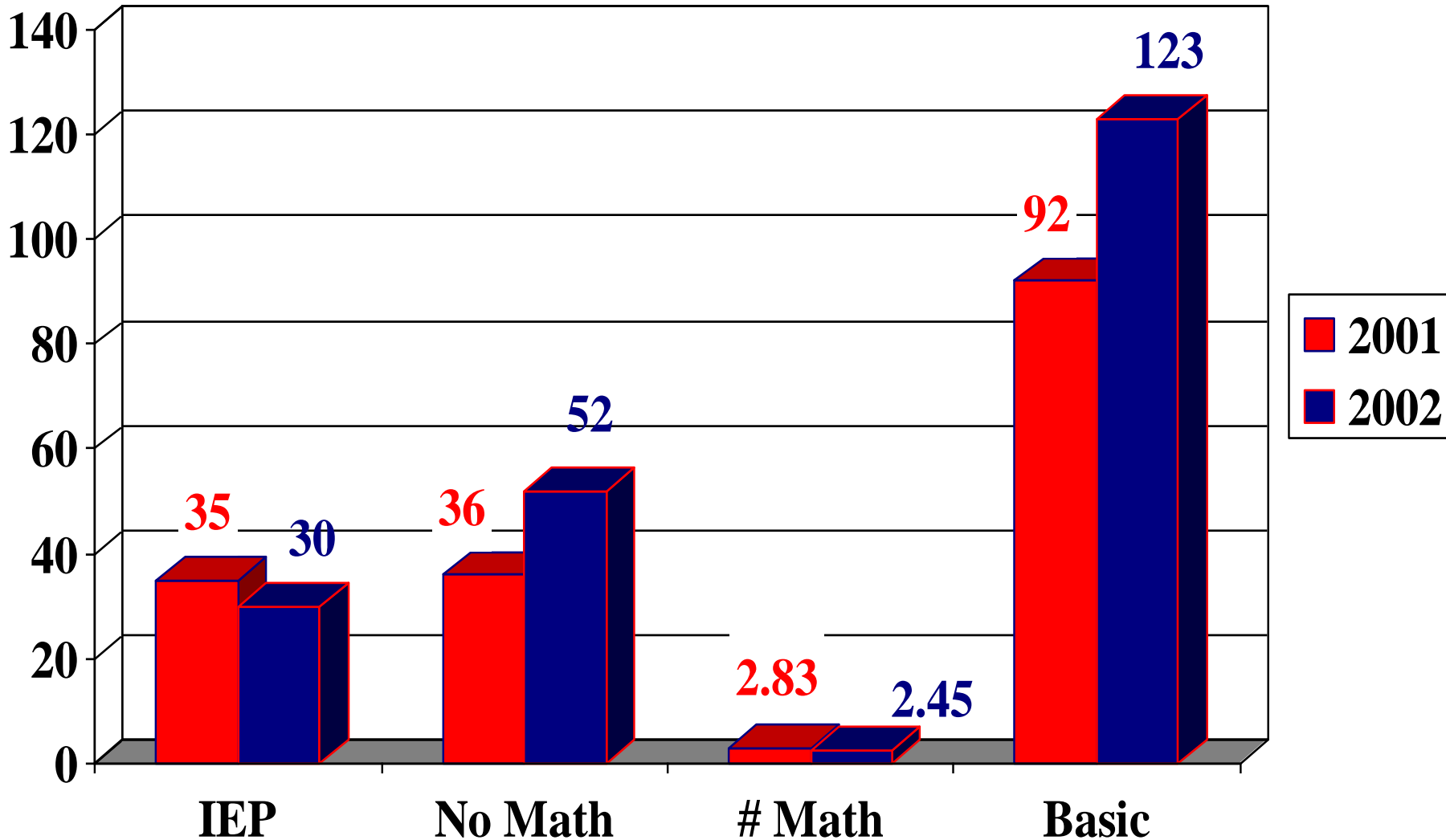
School	# of Students	%
Conrady	81	45.2%
State of Il.	37	20.6%
Palos South	28	15.6%
Private	12	6.7%

School	# of Students	%
Worth	5	2.9%
St. Patricia	4	2.2%
Out of Country	4	2.2%
Koraes	2	1.2%

# PSAE 2001 vs. PSAE 2002

## Poor Performing Students

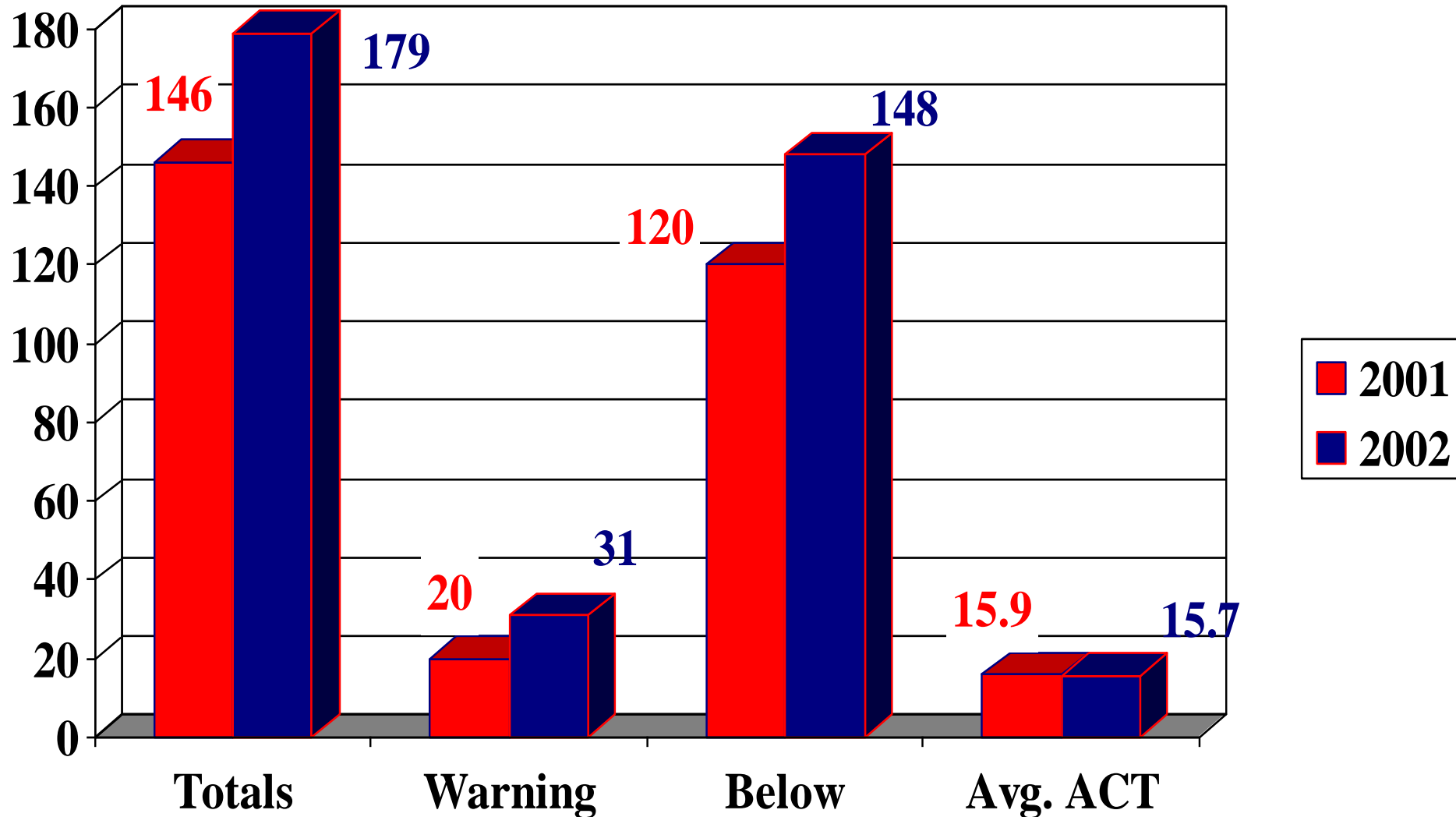
### Students Below Standards or Academic Warning



# PSAE 2001 vs. PSAE 2002

## Poor Performing Students

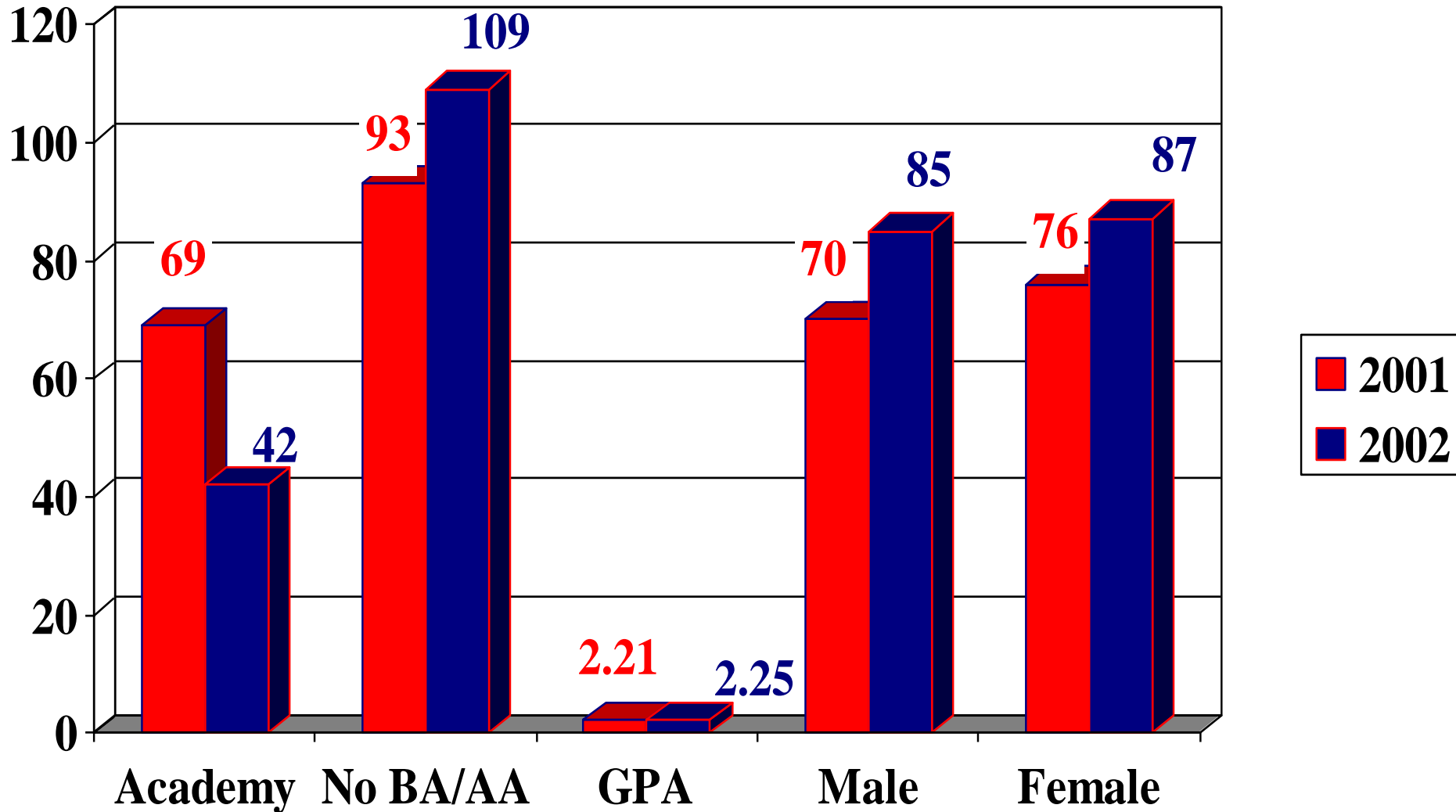
### Students Below Standards or Academic Warning





# PSAE 2001 vs. PSAE 2002

## Poor Performing Students



# 2002 PSAE


## General Information Review

- **498 Students Took Test out of 530**
- **31 Academic Warning (120 – 135 )**
- **148 Below Standards (136 – 155 )**
- **262 Meets Standards (156 – 178 )**
- **57 Exceeds Standards (179 – 200 )**

# IN THE BLEACHERS By Steve Moore

© 1987 Universal Press Syndicate www.universal.com

12-22



"And that, ladies and gentlemen,  
is the way the ball bounces."





# PSAE 2002

## Poor Performers

	<b>Early Release</b>	<b>Alt. Ed</b>		
<b>2002</b>	69	7		



# ACT Test Results

## Longitudinal Data

Year	Class of 1998	Class of 1999	Class of 2000	Class of 2001	Class of 2002
Avg.	23.3	23.9	22.7	22.9	21.6
% Tested	43.6%	48.8%	64.0%	63.8%	76.2%





# Advanced Placement Scores

## Calculus BC

### Longitudinal Data


Year	1998	1999	2000	2001	2002
% $\geq$ 3	0	100	0	0	92
Tested	0	1	0	0	13

# Advanced Placement Scores

## Longitudinal Data

### Calculus AB

Year	1998	1999	2000	2001	2002
% $\geq$ 3	85	89	90	89	92
Tested	7	19	20	25	13



THE WORST PART, THOUGH, WAS THAT SUSIE DERKINS WON OUR BET ON WHO'D GET THE BETTER SCORE. I HAD TO PAY HER 25 CENTS.

